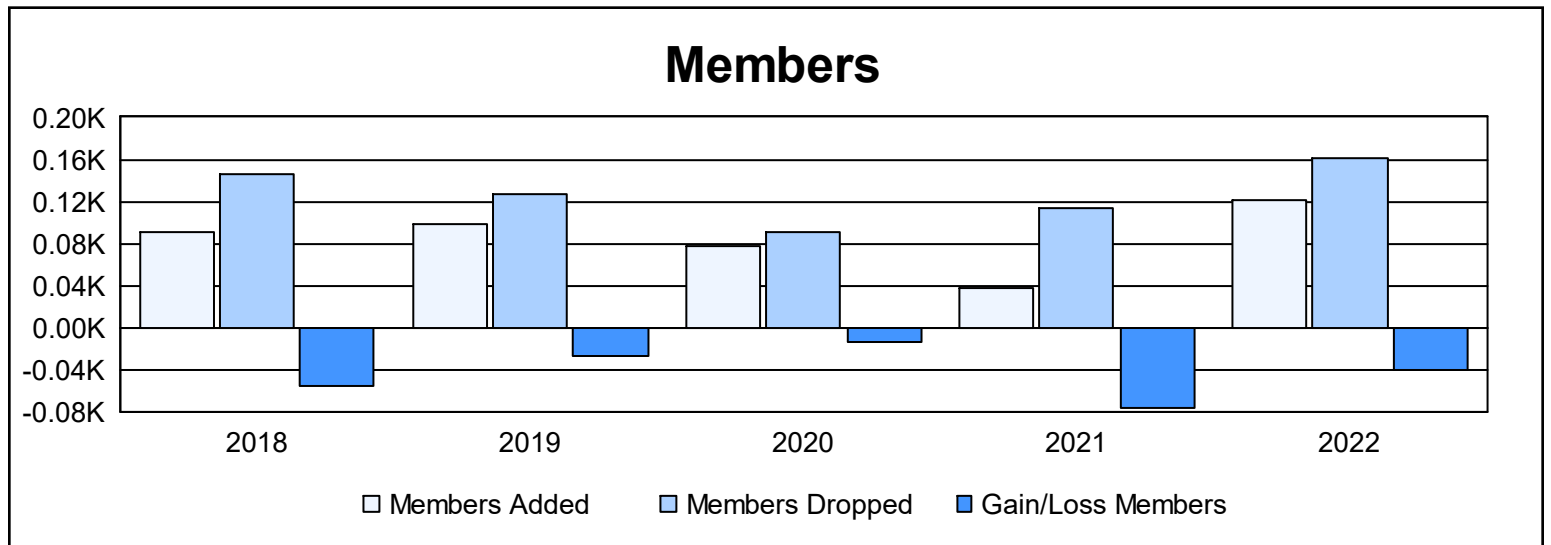
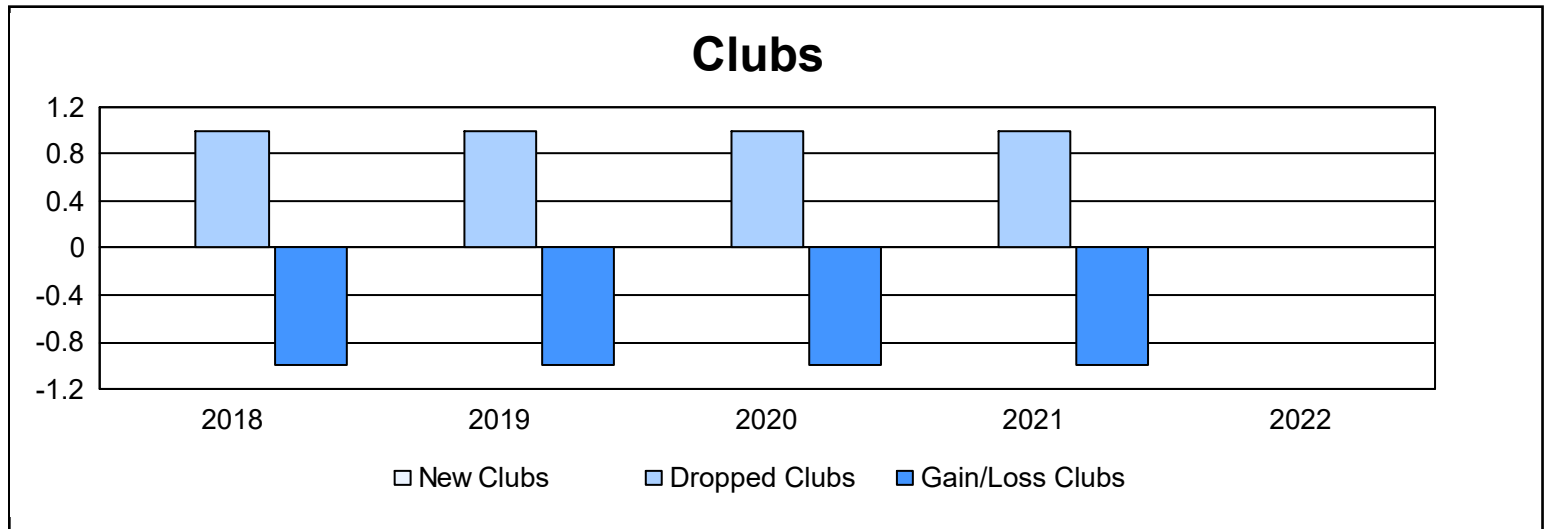
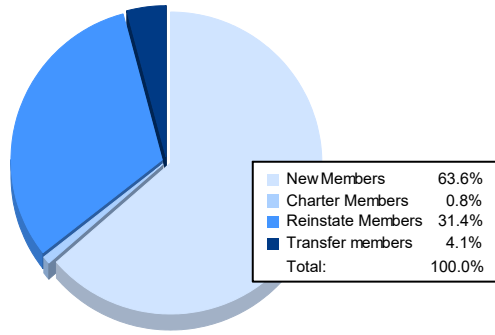


Year	New Clubs	Dropped Clubs	Gain/ Loss Clubs	New Members	Charter Members	Reinstate Members	Transfer Members	Total Member Added	Total Members Dropped	Gain/ Loss Members
2017-2018	0	1	-1	75	1	5	10	91	146	-55
2018-2019	0	1	-1	93	0	5	1	99	126	-27
2019-2020	0	1	-1	62	1	3	11	77	90	-13
2020-2021	0	1	-1	31	0	3	3	37	113	-76
2021-2022	0	0	0	77	1	38	5	121	161	-40
<b>Average</b>	<b>0</b>	<b>1</b>	<b>-1</b>	<b>68</b>	<b>1</b>	<b>11</b>	<b>6</b>	<b>85</b>	<b>127</b>	<b>-42</b>



### Membership Composition June 2022 Cumulative



### Gender Composition June 2022 Cumulative

